





# Car Parking



-  Car Park Entry/Exit
-  Pay Machine

-  Bus Stop
-  Disabled Bay

## Day time

**6.00am - 6.00pm**  
**Monday - Sunday**

- 0-1** \$5.00
- 1-2** \$10.00
- 2-3** \$15.00
- 3-4** \$20.00
- 4-5** \$25.00
- 5 hours+** \$30.00

## Night time

**6.00pm - 6.00am**  
**Monday - Sunday**

- 0-1** \$5.00
- 1-2** \$10.00
- 2-3** \$15.00

## Lost ticket

**\$45.00**

## Onsite Parking

Mount Private Hospital has 200 paid parking bays available onsite for patients and visitors situated close to the main hospital entrance and between the medical centres.

Parking is accessible from Mounts Bay Road.

Disabled parking bays are located on the east side of the main hospital entrance. Vehicles must display a valid blue disabled permit to park in these designated bays. Please speak to our front reception staff upon arrival if you require wheelchair assistance.

## Additional Parking

Proximity to Mount Hospital	Car Park
10 – 350m	Mounts Bay Rd Street Parking, <a href="#">Perth Parking   Visit Perth</a>
350m	<a href="#">CPP John Oldham Park   Open 24 Hours   City of Perth Parking</a>
450m	<a href="#">Capital Square car park (wilsonparking.com.au)</a>
1200m	<a href="#">Old Swan Brewery Car Park (wilsonparking.com.au)</a>

## Public Transport

We are conveniently situated within the CBD and easily accessible by public transport. Transperth bus stops 17504 and 17505 are located outside the hospital main entrance.

For further information please refer to the [Transperth](#) website.

**Please note: Parking disruptions may occur during the 2023/2024 redevelopment. Allow extra time for travel to your appointments.**